





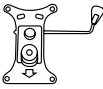


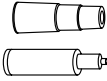
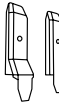



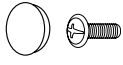
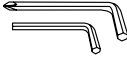
msi[®]



MAG CH120

QUICK START GUIDE

Package Contents

 1 x	 1 x	 1 x	 1 x
 1 x	 1 x	 1 x	 5 x
 14 x	 1 x	 2 x	 1 x

* Contact your place of purchase or local distributor if any of the items is damaged or missing.

* Package contents may vary by country.

Overviews and Specifications

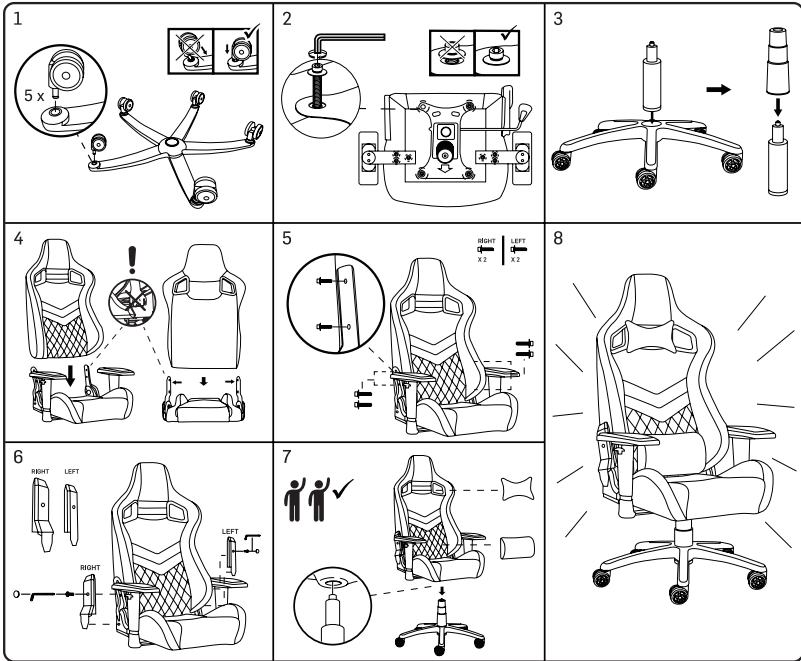
Color	Black
Dimensions (mm)	130 x 65 x 52.5 (cm)
WEIGHT (PRODUCT / PACKAGE)	27 (kg)
Foam Type	High Density Mould Shaping Foam
Foam Density	40-45 kg/m3
Frame Construction	Steel (Diameter:19 mm)
Seat Cover Material	PVC Leather
Adjustable Armrests	4D
Armrest Pad Size (L x W)	27 x 10 (cm)
Mechanism	Multifunctional Tilt
Tilt Lock	YES
Tilt Angle Lock	YES
Adjustable Tilt Angle	0~-14 degree
Gas Lift Piston	Class-4
Seat Back Style	High-back
Adjustable Back Angle	90-180 degree
Headrest & Lumbar Cushion	YES
Cover Material	PVC Leather

Five-Star Base	Steel Base
Wheel Size	60 mm wheels
Assembly Required	YES
Seating Size (W x D)	52 x 52.5 (cm)
Maximum Seating Height	55 (cm)
Minimum Seating Height	47.5 (cm)
Maximum Armrest Height	37.5 (cm)
Minimum Armrest Height	30.5 (cm)
Backrest Height	80 (cm)
Backrest Shoulder Width	55 (cm)
Package Size (L x W x H)	80 x 66 x 33 (cm)
Max. Height of Recommended User	200 (cm)
Max. Weight Capacity	150 (kg) / 331(lb)

Attention

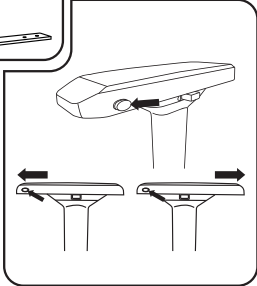
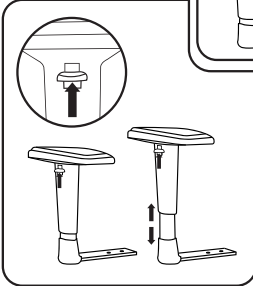
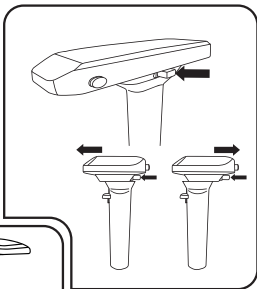
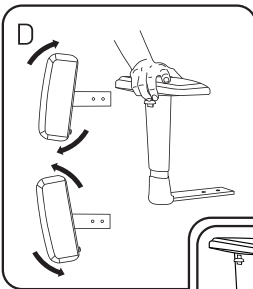
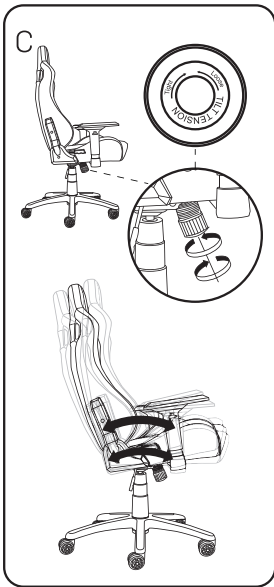
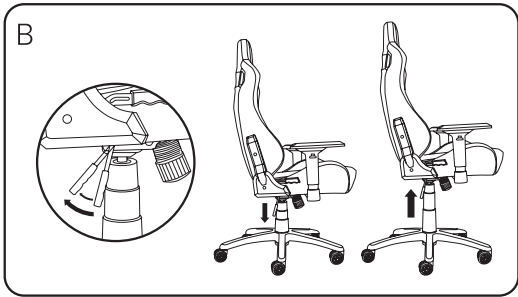
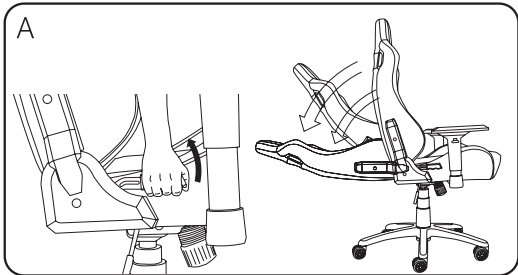
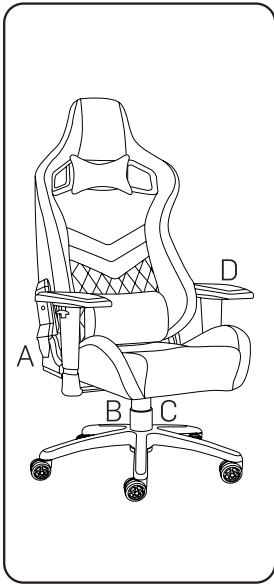
- Before you begin assembling the chair, make sure all parts are include and are in good condition.
- If the chair is delivered in winter or during cold weather, we suggest starting assembly 2 hours after receipt to allow the gas lift to stably work.
- Please follow the provided instructions when assembling the chair.
- To avoid misalignments, leave the screws loose and do not tighten until all are in their respective holes.
- Do not overtighten or force the screws. Doing so may break, strip, or damage the threads of the holes.
- Using the wrong screw size may result in damage to the screw or the chair part.
- Do not overload the chair. See the maximum chair load information in the technical specifications.
- The chair may initially have a strong leather smell. This is normal! The chair has passed requisite testing; the leather scent does not contain any formaldehyde or total volatile organic compounds. We recommend placing the chair in a properly aerated room. The smell will dissipate in time.
- If there are stains on the chair surface, apply some polish on a soft towel and rub the stains until they dissolve. Do not apply the polish directly on the chair.
- When sitting on or using the chair, do not recline the backrest over 165 degrees - the chair may become unbalanced and fall backwards which may result in injuries or cause property damage.

Installation



SCAN
to get video

Position Settings



Important Warranty Information

1. Limited Warranty

Two (2) years limited warranty.

These limited warranty terms only apply to customers who purchase MSI products through our official sales channels.

If the chair malfunctions or exhibits failures under normal use during the limited warranty period, we will repair and/or replace the chair with an equivalent once such application is validated. Please submit a RMA application as instructed below.

Please store this warranty card in a secure location. This card will not be reissued if lost.

2. Limited Warranty

The chair warranty does not cover defect, failure, or malfunction in the following circumstances:

- i) Natural disasters, improper operation, or external factors
- ii) Repair or disassembly by a third party not authorized by MSI
- iii) The chair is not purchased through a MSI authorized sales channel
- iv) Warranty application in a region outside the country of purchase. For example, chairs purchased in Taiwan are eligible only for warranty service in Taiwan. Chairs purchased in Taiwan, but used in another country will not be available to receive warranty services without MSI's authorization.
- v) The chair's leather material is not covered under warranty

3. RMA Application

You should contact the store where the chair was purchased or MSI directly for RMA application and instructions. When instructed, please return the chair to location specified.



Micro-Star INT'L CO., LTD.

No.69, Lide St., Zhonghe Dist., New Taipei City 235, Taiwan(R.O.C.)

tel: +886-2-3234-5599 fax: +886-2-3234-5488

<https://www.msi.com/page/warranty/>



SCAN

to get more information